

# Cynomolgus FGFR2 beta (IIIb) Protein

Cat. No. FGF-CM1BB

## Description

<b>Source</b>	Recombinant Cynomolgus FGFR2 beta (IIIb) Protein is expressed from HEK293 with His tag at the C-Terminus. It contains Pro154-Lys368.
<b>Accession</b>	A0A2K5TL84-1
<b>Molecular Weight</b>	The protein has a predicted MW of 26.2 kDa. Due to glycosylation, the protein migrates to 50-68 kDa based on Tris-Bis PAGE result.
<b>Endotoxin</b>	Less than 1EU per µg by the LAL method.
<b>Purity</b>	> 95% as determined by Tris-Bis PAGE > 95% as determined by HPLC

## Formulation and Storage

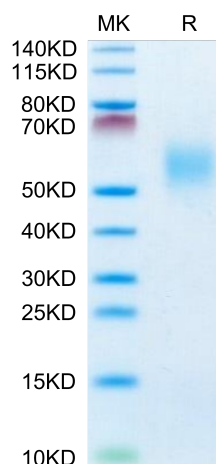
<b>Formulation</b>	Lyophilized from 0.22µm filtered solution in PBS (pH 7.4). Normally 8% trehalose is added as protectant before lyophilization.
<b>Reconstitution</b>	Centrifuge the tube before opening. Reconstituting to a concentration more than 100 µg/ml is recommended. Dissolve the lyophilized protein in distilled water.
<b>Storage</b>	-20 to -80°C for 12 months as supplied from date of receipt. -80°C for 3-6 months after reconstitution. 2-8°C for 2-7 days after reconstitution. Recommend to aliquot the protein into smaller quantities for optimal storage. Please minimize freeze-thaw cycles.

## Background

Four distinct genes encoding closely related FGF receptors, FGF R1 - 4, are known. All four genes for FGF Rs encode proteins with an N-terminal signal peptide, three immunoglobulin (Ig)-like domains, an acid-box region containing a run of acidic residues between the IgI and IgII domains, a transmembrane domain and the split tyrosine-kinase domain. Multiple forms of FGF R1 - 3 are generated by alternative splicing of the mRNAs. A frequent splicing event involving FGF R1 and 2 results in receptors containing all three Ig domains, referred to as the alpha isoform, or only IgII and IgIII, referred to as the beta isoform.

## Assay Data

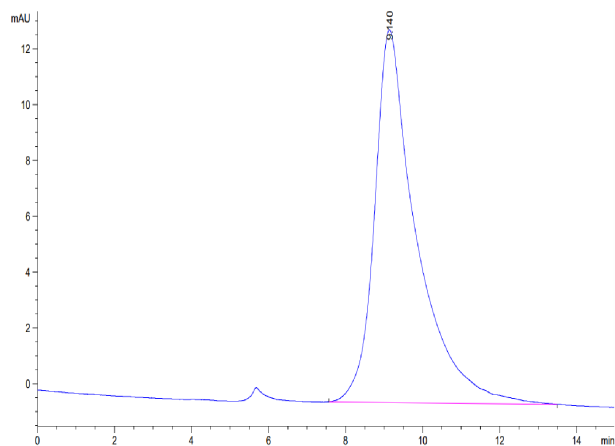
### Tris-Bis PAGE



Cynomolgus FGFR2 beta (IIIb) on Tris-Bis PAGE under reduced condition. The purity is greater than 95%.

### SEC-HPLC

Assay Data



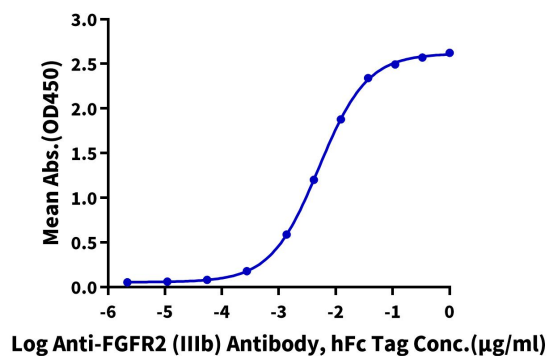
The purity of Cynomolgus FGFR2 beta (IIIb) is greater than 95% as determined by SEC-HPLC.

Assay Data

ELISA Data

**Cynomolgus FGFR2 beta (IIIb), His Tag ELISA**

0.1µg Cynomolgus FGFR2 beta (IIIb), His Tag Per Well



Immobilized Cynomolgus FGFR2 beta (IIIb) , His Tag at 1µg/ml (100µl/Well) on the plate. Dose response curve for Anti-FGFR2 (IIIb) Antibody, hFc Tag with the EC50 of 5.1ng/ml determined by ELISA.